






Hot Air Blowers

HOTWIND PREMIUM / HOTWIND SYSTEM	13
MISTRAL	14
MISTRAL / HOTWIND Accessories	16
VULCAN SYSTEM	18
IGNITER	20



Leister's hot air blowers: Intelligent and flexible.

Leister's hot air blowers highlight: The new HOTWIND.



HOTWIND SYSTEM

1		Infinitely adjustable: Potentiometers for stepless adjustment of the heating and blower (PREMIUM and SYSTEM).
2		Remote controlled: Interface with alarm contact in the HOTWIND SYSTEM for controlling the air volume and heat output, using 4 – 20 [mA] or 0 – 10 [V] signal.
3		Integrated: Temperature probe in the HOTWIND SYSTEM for even greater precision.
4		User friendly: Display on the HOTWIND SYSTEM provides the user with status information.
5		Cleverly combined: Main switch with integral function button for programming (SYSTEM).
6		Cool: The unit is automatically cooled prior to switching off by pressing the function button.

	PREMIUM	SYSTEM
Heat output and air volume steplessly adjustable with potentiometer	•	•
Integrated power electronics	•	•
Protection against heating element or device overheating	•	•
Brushless blower motor	•	•
Alarm output		•
Integrated temperature control		•
Remote control interface for temperature or power set point		•
Remote control interface for air volume adjustment		•
Integrated temperature probe		•
Display for showing the setpoint and actual values (°C or °F)		•

HOTWIND PREMIUM / SYSTEM: The versatile hot air blower.

Weighing just seven pounds with its detachable handle, HOTWIND can be used both as an integrated or bench-top device. This enormous flexibility combined with the high maximum temperature of up to 800°C and the wide range of accessories means that the HOTWIND can be used in a variety of applications.

Hot air blower

HOTWIND PREMIUM / SYSTEM



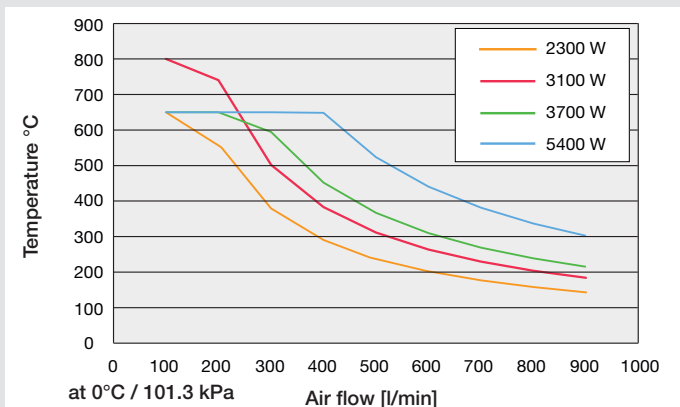
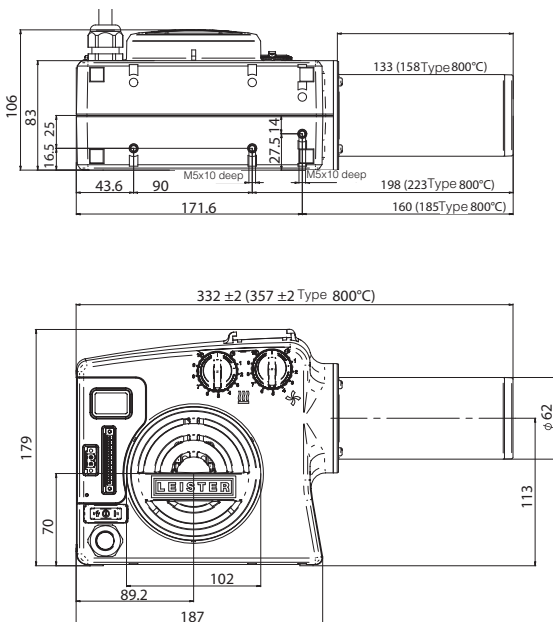
Technical data HOTWIND PREMIUM / HOTWIND SYSTEM

Voltage	V~	120	230	230	230	230	230	400
Power consumption	W	2300	2300	2300	3100	3680	3680	5400
Frequency	Hz	50 / 60						
Max. air outlet temperature	°C	650	650	650	800	650	650	650
Max. air flow (20 °C)	l/min	200 – 900						
Static pressure	kPa	0.8	1.0					
Noise emission	dB(A)	< 70						
Weight without cable	kg	2.2		2.3		2.2		2.4
Dimensions		see below						
Mark of conformity		CE						
Protection class II		□						
Without connecting plug		•		•			•	•
Connecting plug (Euro)			•		•	•		
Order no. HOTWIND PREMIUM		140.095	142.612	142.643	142.608	142.609	140.098	142.644
Order no. HOTWIND SYSTEM		142.636	142.646	140.096		142.645	142.640	142.641

Subject to change without notice
Connection voltage non-switchable

Additional versions on request

Installation dimensions in mm



→ Accessories page 17

MISTRAL / MISTRAL SYSTEM: 24/7 under control.

Sometimes there is no space for a separate blower. There are many reasons for integrating blowers and air heaters in a compact device – a hot air blower. With its brushless motor the MISTRAL / MISTRAL SYSTEM is intended for long-term, continuous use in heavy industrial environments. The demand for controllable and adjustable industrial hot air systems is constantly growing. With the MISTRAL SYSTEM the heating performance can precisely be controlled via the normal industry standard control signals.

Hot air blower

MISTRAL / MISTRAL SYSTEM



Control with 4-pin plug (MISTRAL SYSTEM)



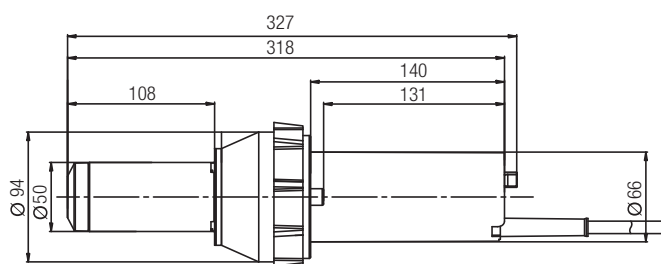
Technical data MISTRAL / MISTRAL SYSTEM

Maintenance free, brushless motor for continuous operation		•
Mains plug		•
Interface cable (MISTRAL SYSTEM)		•
Air filter		•
Manual air flow control		•
Built-in protection for equipment and heating element		•
Max. Air output temperature	°C	650
Max. air volume (20 °C)	l/min	350
Static pressure	kPa	2.48
Noise emission level	dB(A)	65
Weight with 3 m cable	kg	1.5
Conformity mark		CE
Safety standard		Ⓢ
Certification scheme		CCA
Protection class II		□

Order no.:

117.843	MISTRAL 120 V / 2700 W without plug, max. 450 °C
117.840	MISTRAL 230 V / 2300 W, with Euro plug, max. 450 °C
117.839	MISTRAL 230 V / 3400 W, with Euro plug, max. 650 °C
140.254	MISTRAL SYSTEM 230 V / 2300 W with Euro plug, max. 450 °C
140.253	MISTRAL SYSTEM 230 V / 3400 W with Euro plug, max. 650 °C
140.255	MISTRAL SYSTEM 120 V / 2700 W without plug, max. 450 °C

Installation dimensions in mm



Closed loop controlled MISTRAL SYSTEM



CSS: • Economic • Control system for external integration • Simple connection to SPM 01 • Configured ready-to-use







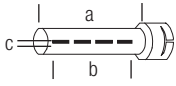
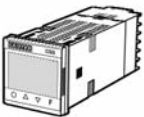

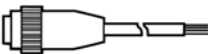

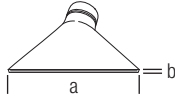
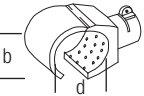
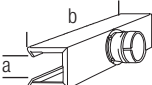
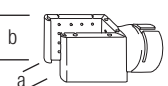
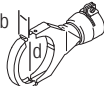
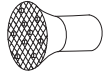


Open loop controlled MISTRAL SYSTEM




CSS: • Economic • Control system for external integration • Simple connection to SPM 01 • Configured ready-to-use

→ Accessories page 16



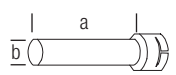
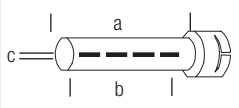
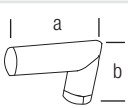
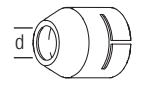
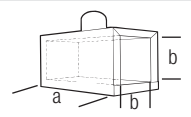
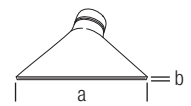
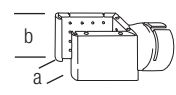
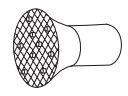

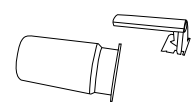
Accessories MISTRAL / MISTRAL SYSTEM (Ø 50 mm)

107.254		Flange connector, push-fit a = 70 mm	124.503		External air hose connection adaptor a = 64 mm, b = 38 mm
122.332 122.924		Nozzle adapter a Ø 50 mm to b Ø 62 mm a Ø 50 mm to b Ø 37 mm	106.956		Temperature probe with plug 1 m cable
107.255		Extension nozzle, push-fit (a × b) 160 × 36.5 mm	106.958 106.960 106.962		Temperature probe extension cable with plug 2 m 4 m 10 m
105.950 107.257 105.955 105.952 105.956		Tubular nozzle, push-fit (a × b × c) 460 × 300 × 2 mm 590 × 420 × 1.47 mm 836 × 660 × 1 mm 900 × 800 × 0.9 mm 1000 × 820 × 0.9 mm	123.039		CSS – Temperature controller (MISTRAL SYSTEM)
107.256		Angled nozzle, push-fit (a × b) Ø 50 mm shank length 160 × 100 mm	140.252		Interface cable ICI 01A 3 m (MISTRAL SYSTEM)
105.961 107.258		Wide slot nozzle, push-fit (a × b) 45 × 12 mm, length 350 mm 70 × 10 mm			
106.057 106.060 107.270 106.061		Wide slot nozzle, push-fit (a × b) 100 × 4 mm 150 × 6 mm 150 × 12 mm, with sieve insert 300 × 6 mm			
107.331		Hinged reflector, push-fit (d × b) 70 × 70 mm			
107.340		Shell reflector, push-fit (a × b) 45 × 250 mm			
107.327 107.333		Sieve reflector, push-fit (a × b) 85 × 85 mm 130 × 150 mm			
107.330		Hinged reflector, push-fit (d × b) 125 × 22 mm			
106.127		Sieve reflector, push-fit Ø 65 mm			
133.516		Thermocouple holder			
133.067		Tool holder			



Hot air blowers shrink the film on bulky packages.

Accessories HOTWIND PREMIUM / SYSTEM (Ø 62 mm)

125.317		Flange connector, push-fit a = 90 mm	106.956		Temperature probe with plug 1 m cable
107.247		Extension nozzle, push-fit (a × b) 200 × 45 mm			
105.917 105.907 105.919 107.253 114.136 105.906		Tubular nozzle, push-fit (a × b × c) 303 × 153 × 6 mm 354 × 204 × 4.5 mm 456 × 306 × 3 mm 700 × 550 × 1.7 mm 795 × 655 × 1.5 mm 1100 × 1000 × 4 mm			
107.265		Angled nozzle, push-fit (a × b) shank length 120 × 112 mm			
107.245		Round nozzle, push-fit d = 40 mm			
107.342 106.174 106.175		Shell reflector, push-fit (a × b) 400 × 50 mm 400 × 65 mm 400 × 80 mm			
107.260 107.259 105.977 107.263 107.262 105.992 105.991		Wide slot nozzle, push-fit (a × b) 85 × 15 mm 150 × 12 mm 200 × 9 mm 250 × 12 mm 300 × 4 mm 400 × 4 mm 500 × 4 mm			
106.143 107.329 107.336		Sieve reflector, push-fit (a × b) 45 × 75 mm 76 × 75 mm 110 × 152 mm			
107.335		Sieve reflector, push-fit Ø 150 mm			
107.248		Stainless steel filter, push-fit on air intake			
141.723		Hand tool kit (handle and protective tube)			

VULCAN SYSTEM: The clever muscle man.

The muscle man among the hot air blowers leaves no doubts about its performance. It is compactly built and easy to integrate into industrial processes. Just as Leister's smaller hot air blowers VULCAN SYSTEM can be remote controlled through a standard analog interface.

Hot air blower

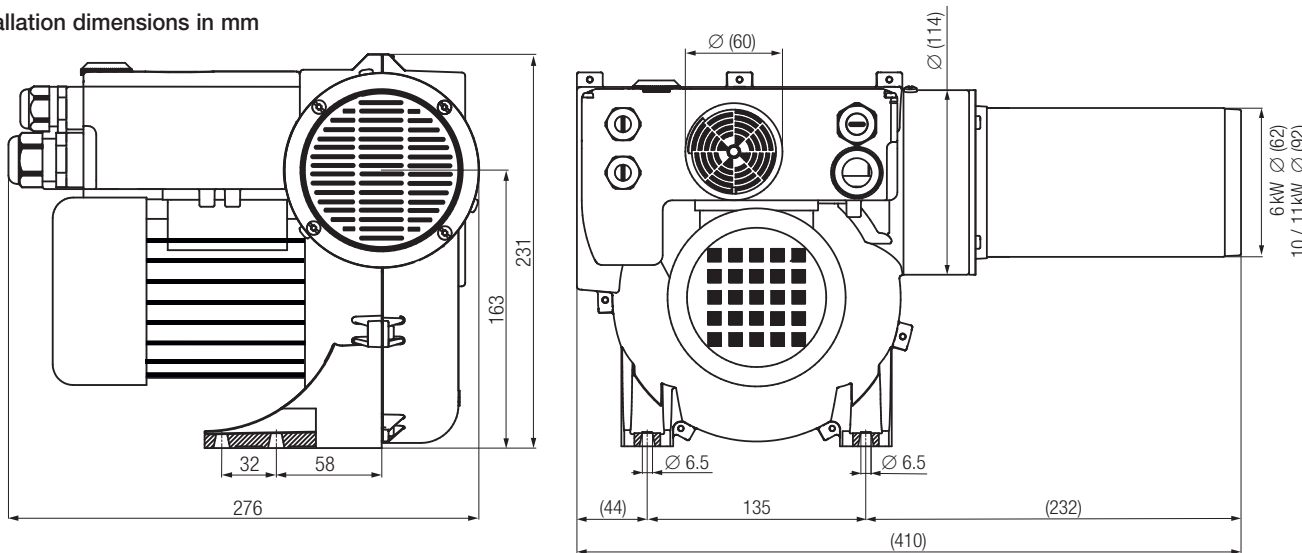
VULCAN SYSTEM





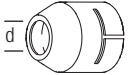

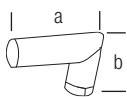
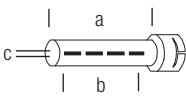
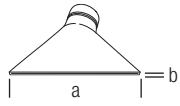
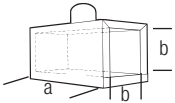
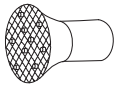
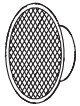
Technical data VULCAN SYSTEM	
Heating power steplessly adjustable with potentiometer	•
Manual air slider	•
Integrated device and heating element protection	•
Standard control interface through a 4...20 mA or a 0...10 V signal	•
Max. air outlet temperature °C	650
Max. air flow l/min (20°C) 3 × 230 V~ (50 Hz / 60Hz)	850 / 1500
Max. air flow l/min (20°C) 3 × 400 – 440 V~(50Hz/60Hz)	950 / 1700
Static pressure kPa	3.1
Noise emission level db (A)	65
Weight (kg)	9.3
Mark of conformity	CE
Protection classe II	⊕

Voltage	V ~	3 × 230	3 × 400	3 × 480			
Power consumption	kW	6	10	6	11	6	11
Order no.		143.407	143.406	143.402	140.463	143.405	143.404

Installation dimensions in mm








Accessories VULCAN SYSTEM (Ø 92 mm)

125.318		Flange connector, push-fit a = 120 mm	133.517		Thermocouple holder
107.244		Round nozzle, push-fit d = 50 mm			
107.273		Extension nozzle, push-fit (a x b) 500 x 60 mm			
107.269		Angled nozzle, push-fit (a x b) side length 175 x 175 mm			
106.031 106.035 107.268 106.036 106.033 106.038		Tubular nozzle, push-fit (a x b x c) 1000 x 800 x 2 mm 1185 x 900 x 1.6 mm 1288 x 1000 x 1.5 mm 1535 x 1250 x 1.2 mm 1550 x 1350 x 1.1 mm 2225 x 2000 x 0.8 mm			
107.274 106.028 107.272 106.018 106.024 107.267 106.023 106.026		Wide slot nozzle, push-fit (a x b) 130 x 17 mm 220 x 12 mm 300 x 12 mm 400 x 10 mm 500 x 7 mm 500 x 15 mm 600 x 4 mm 600 x 9 mm			
107.341		Shell reflector, push-fit (a x b) 370 x 160 mm			
107.276		Sieve reflector, push-fit Ø 260 mm			
107.277		Stainless steel filter, push-fit on air intake			

IGNITER: Small-sized but impressive.

The new IGNITER ignition blower from Leister has been specially developed for installation in pellet and wood chip stoves. The design and perfectly coordinated functionality will not fail to impress. The IGNITER has what it takes. Based on the proven technology of Leister's TRIAC S ECONOMY. The interfaces have been chosen so that it can easily be installed into any furnace.

1		Easy: Connector plug located directly on the device (easy removal and installation, fewer device configurations)
2		Linked: Connection adapter for air hose located directly on the device with inner 1" thread (no extra accessories needed)
3		Clever: New assembly support for positioning in the furnace
4		Additional: Pipe joint adapter with M14 thread for easy adaptation of the heat conduction lines and extensions
5		Protected: Heating element protection with phototransistor and device protection via temperature protection circuit





Clean ignition process due to optimum heat level.

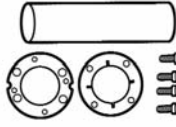

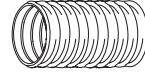



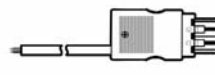

Ignition blower

IGNITER


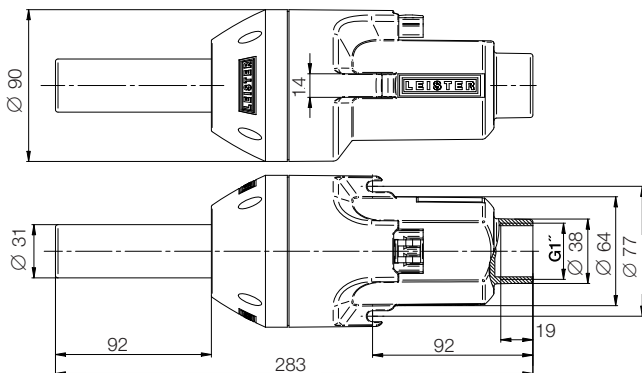
Technical Data IGNITER		IGNITER BM4						IGNITER BM4 with M14 screw adapter
Voltage	V	120	120	230	230	230	230	
Frequency	Hz	60	60	50	50	50	50	
Power rating	W	1100	1550	600	1100	1600	1100	
Min. air volume	l/min 20°C	230	230	80	230	230	230	
Air pressure	kPa	2.48	2.48	0.3	2.48	2.48	2.48	
Max temperature	°C	600	600	500	600	600	600	
Emission level	dB (A)	68	68	58	68	68	68	
Size	mm	283 x 90 x 90						
Weight	kg	1 (without power cable)						
Conformity	CE							
Safety standard	Ⓢ							
Certification	CCA							
Protection class II	□							
Order no.		141.882	141.881	139.232	140.711	139.231	144.012	

We reserve the right to make technical changes.
Plug for cable connection and cable are not included.

Accessories IGNITER

	142.359	Accessory adapter to TRIAC S ECONOMY heating pipe
	142.414	Accessory screw adapter for M14 extensions
	107.286	Air hose Ø 38 mm
	107.287	Hose bracket
	136.916 141.002 141.003 136.918 141.005 141.006	Heating element 230 V ~ 1550 W Heating element 230 V ~ 1050 W Heating element 230 V ~ 550 W Heating element 120 V ~ 1500 W Heating element 120 V ~ 1050 W Heating element 120 V ~ 550 W
	142.967	Power supply cord (rubber) with WAGO Plug, 3 m
	143.131	Power supply cord (silicon) with WAGO plug, 3 m
	142.976	Plug with strain relief WAGO "Winsta 770"

Installation dimensions in mm



Installation arrangement